

FRONTIER DISTRICT MERIT BADGE DAY



Saturday, October 1, 2011

**PARAMOUNT LDS 1st & 3rd Ward
10511 Paramount Blvd.
Downey, CA 90240**

Fee: \$5.00 (cash only)

- ❑ **Registration: 8:00am**
- ❑ **Flag Ceremony: 8:45am**
- ❑ **Session I: 9:00am to 11:30am**
(Classes close at 9:15am)
- ❑ **Lunch: 11:30am to 12:00pm**
- ❑ **Session II: 12:00pm to 2:30pm**
(Classes close at 12:15pm)

SCOUTMASTERS, in order to have a smooth running, successful day for our scouts, we need your help!


Please:


1. Copy this flyer and give it to each of your scouts and to your adult committee.
2. Inform your scouts that they **MUST** call the counselor immediately after they have read the requirements in the merit badge pamphlet of their choice. Counselors have the right to refuse admission to any scout who has not called and prepared properly.
3. **Furnish your scouts with a blue merit badge application card (the blue application paper form is fine). They must bring this card to Merit Badge Day filled out and signed by you.**
4. Make sure your scouts are prepared for the merit badges before coming to Merit Badge Day.
5. Remind your scouts to wear their **FULL UNIFORM** to Merit Badge Day, as this is **required**.


SCOUTS, in order to have a smooth running, successful day for you, we need your help! **PLEASE:**


1. Choose a merit badge from the available classes. Make note of classes that take two sessions
2. Read the **MOST RECENT** edition pamphlet of the merit badge(s) of your choice then:
 - a. **CALL THE COUNSELOR IMMEDIATELY!** There are requirements for each merit badge that **must** be completed by you **before** Merit Badge Day. Ask the counselor questions about prerequisites and any equipment, notebooks, pens or pencils, etc. you need to bring.
3. **Do the prerequisites and bring the pamphlet** (Merit Badge book) with you to Merit Badge Day.
4. **Bring a Merit Badge Application Card (or blue application paper form is OK) signed by your Scoutmaster. General rule is no signature on the blue card, no admittance into the class.**
5. You **MUST BE IN FULL UNIFORM OR YOU WILL NOT BE ALLOWED IN CLASS.**
6. Bring a sack lunch or \$3.00 each to buy your lunch (see announcement below).
7. Bring change for a phone call if you need to make one.
8. Remember: Classes close after the first 15 minutes
9. Any questions, please call the District Advancement Chair – Bobby Joe at 562.926.6996 or e-mail at bobby.joe@verizon.net or the Dean of Merit Badges – Cecile Guerra at 310.502.3504 or e-mail at cee1jay@gmail.com.


Please go to www.boyscoutsla.org and click the Frontier District tab at the Left hand side menu for updated Merit Badge Day information.

Camping	Scott Knox	Rs_knox@hotmail.com 562.299.3607
	<ol style="list-style-type: none"> 1. Read the Merit Badge pamphlet. 2. Call or email counselor for pre-requisites and to register. 3. Please do not call before 9am or after 9pm. 	


Citizenship of the World	Ramiro Ortiz	310.869.4247
	<ol style="list-style-type: none"> 1. Bring the pamphlet (Merit badge book) 2. Complete the requirement paper Blue card must be signed by Troop leader (No signature and no credit) 3. Please do not call before 9am or after 9pm. 	


Citizenship in the Nation	Kiran Rami	kiran.rami639@gmail.com
	<ol style="list-style-type: none"> 1. Before you contact the counselor, you must complete following steps : Go to http://usscouts.org/mb/worksheets/Citizenship-in-the-Nation.pdf to download the worksheet 2. Complete Requirements 2 & 8 is a must 3. Fill up the worksheet as complete as possible 4. Contact Counselor via e-mail kiran.rami639@gmail.com to reserve your spot. Please state your name, troop number, and phone number. 	

Sports	Larry Good	562.802.1731
	<ol style="list-style-type: none"> 1. Read Merit Badge Book! Please call counselor to reserve your spot. 2. Speak slowly and clearly of your name and phone number, if the counselor is not available, so he/she can call you back. 	

Computers	Mario Rodriguez	562.776.3361
	<ol style="list-style-type: none"> 1. Read Merit Badge Book! Please call counselor to reserve your spot. Speak slowly and clearly of your name and phone number, if the counselor is not available, so he/she can call you back. 	

Gardening	Arline Gerard-Prentice	714.519.5485
	<p>The prerequisites are: 1, 3, 4, & 6</p> <ol style="list-style-type: none"> 1. One-A & B Grow six vegetables and six flowers (three from seeds and three from seedlings), through harvesting/flowering. <i>Suggestion: Plant more than required as some WILL DIE. Make a log of your plantings, and take pictures of the results.</i> 	

	<ol style="list-style-type: none"> 2. Three <u>Test</u> 100 seeds for germination. <i>Suggestion: Plant 100 <u>grass</u> seeds in a container. Bring it in, or bring a <u>picture</u>. Count the sprouts of grass after approximately <u>three</u> weeks.</i> 3. Four <u>Visit</u> a nursery. <u>Report</u> on what you learned. <i>Suggestion: Make this visit when you are buying your seeds and seedlings!</i> 4. Six- A, B, C, or D <u>Build and maintain for 90 days:</u> a compost bin; or a vermipost bin; or a hydroponic garden; or a water garden. <i>Take pictures. (Do <u>before July 4th!</u>)</i> 5. Read the GARDENING Merit Badge pamphlet. If you have questions, call Arline to discuss this <u>badge</u>.
---	---


Space Exploration	Harvey Berg	Bearmeister1@aol.com
	Prerequisites: <ol style="list-style-type: none"> 1. Complete 1,2,3,4 2. Complete any two of #5 3. Complete 1 of #6 4. Complete 7, 8 	


Special Session – 9:30-1:30AM Life to Eagle	Bobby Joe	bobby.joe@verizon.net ,
--	------------------	--




1. Please contact Bobby Joe by email: bobby.joe@verizon.net to register for the class
2. This class is open to both Scouts and Adults who are interested in learning about the Eagle process.


Session II 12:00 p.m. to 2:30 p.m. October 1, 2011


Art	Leanna Culton	562-926-2967
	Read Merit Badge Book! Please call counselor to reserve your spot. Speak slowly and clearly of your name and phone number, if the counselor is not available, so he/she can call you back.	


Emergency Preparedness	Eric Steigler	562-404-4491 e.steigler@gmail.com
	<ol style="list-style-type: none"> 1. Complete First Aid Merit Badge 2. Bring documentations to show you have finished requirements 2b, 2c, 7, 8 & 9. 3. The balance of requirements will be done in class. <p>Speak slowly and clearly of your name, troop number and phone number, if the counselor is not available, he will call you back.</p>	

Scouting Heritage	Eric Aune	wolfhighlander@msn.com
--------------------------	------------------	--

	<ol style="list-style-type: none"> 1. Read the Merit Badge book 2. Contact the Counselor to reserve your slot: wolfhighlander@msn.com 3. Be prepared to discuss requirement 1, 2B & 3 4. You should have your reports for requirements 2A, 4, and 8 ready to turn in or present to the counselor 5. Confirmation from your troop leader that you have done 5 and 7 with your troop or patrol. 6. Bring 6 with you to share 7. Speak slowly and clearly of your name, troop number and phone number, if the counselor is not available, he will call you back.
---	---

Fingerprinting	Teresa Stiegler	tstiegler@verizon.net or 562.883.4491
	<ol style="list-style-type: none"> 1. Read Merit Badge Book and BRING to class with you! 2. Contact Mrs. Stiegler by email at tstiegler@verizon.net to register for class. Please include your name, phone # & troop #. 3. You will receive an email confirming enrollment in class. If you don't have access to email, you can call (562) 883-4491 before 9PM to register for class. 	

Communication	Scott Knox	Rs_knox@hotmail.com 562.299.3607
	<ol style="list-style-type: none"> 1. Read the Merit Badge pamphlet. 2. Call or email counselor for pre-requisites and to register. 3. Please do not call before 9am or after 9pm. 	

Coin Collecting	Arline Gerard-Prentice	714.519.5485
	Prerequisites: <ol style="list-style-type: none"> 1. Complete 1,2,3,4,5,6,7 2. 8a, b, and c 3. Select either 10 a, b, c, or d and complete 4. Contact the counselor to register for the class 5. Please do not call before 9am or after 9pm 	

Tentative Classes:
 Animal Merit Badge
 Disability Awareness

PLEASE NOTE: CAMOUFLAGE, SWEATS AND T-SHIRTS ARE NOT ACCEPTABLE AND YOU WILL BE SENT HOME. COMPLETE UNIFORMS ONLY.



Future Merit Badge Day:
February 4, 2012